







# SCENARIO 1 Magic

## Statements with **BE** Singular Forms



# 1-A

On the lines, write words from the *Scenario: Magic* on page 5.

1. This is Majid, the Great Magician!



5. No, it's \_\_\_\_\_ a rabbit.  
\_\_\_\_\_ a book.



2. \_\_\_\_\_ is a hat.



6. \_\_\_\_\_ not a rabbit!  
\_\_\_\_\_ a shoe!



3. And this \_\_\_\_\_ a rabbit.



7. Sorry. But \_\_\_\_\_ a rabbit!



4. Hey! That \_\_\_\_\_ a rabbit!



8. \_\_\_\_\_ a clock. What time \_\_\_\_\_ it?



# 1-B

On the lines, write true or false.  
\*Fix the wrong sentences. Write the correct words.

1. This is a magician.  
true.



5. It's a clock. \_\_\_\_\_



2. This is a rabbit. false.



6. No, it's not a clock. It's a shoe. \_\_\_\_\_



3. That's a book. \_\_\_\_\_



\*7. That's not a happy magician. \_\_\_\_\_



4. That isn't a rabbit!  
\_\_\_\_\_



\*8. This isn't a good magic show. \_\_\_\_\_



## Grammar: THIS, THAT, IT, BE

*This, that, and it* are possible singular (single) sentence subject words. *Be* is a verb. Use the singular form of *be* after *this, that, or it*.

Use *this* for a thing in your hand or close to you. Use *that* for a thing farther away. Use *it* for the same thing later.

THIS

THAT

## SINGULAR SENTENCES WITH BE

A NOUN IS A WORD FOR A PERSON, A PLACE, OR A THING. A SINGULAR FORM OF BE CAN COME AFTER A SINGULAR SUBJECT AND BEFORE A SINGULAR NOUN. THE SUBJECT AND THE NOUN NAME THE SAME THING.


SUBJECT	BE (SINGULAR)	NOUN
<i>This</i>	<i>is</i>	<i>a hat.</i>
<i>That</i>	<i>is</i>	<i>a rabbit.</i>
<i>It</i>	<i>is</i>	<i>an animal.</i>

## SHORT FORMS WITH BE

*that is = that's*

*It is = it's*


# 1-C Circle the letters of all the possible words for the line in this sentence.




\_\_\_\_\_ a magician.

- a. That is                      c. This                      e. That's                      g. It's  
 b. That                      d. This is                      f. It is                      h. This's it


# 1-D Write these words on the lines: This, That's, It's, is. Choose the best words.




1. This is a great magician.




2. \_\_\_\_\_ a magic hat.




3. \_\_\_\_\_ a rabbit.




4. \_\_\_\_\_ a book.




5. \_\_\_\_\_ a book!



6. Oops! \_\_\_\_\_ a shoe.



7. Yes, \_\_\_\_\_ a shoe.



8. \_\_\_\_\_ a funny show!

## Grammar: Affirmative & Negative

A sentence has a subject and a verb. The sentence can be affirmative ("yes") or negative ("no").

A negative sentence has a form of *not*. In short forms, *not* = *-n't*. For example, the word *isn't* is the short form for *is not*.


## NEGATIVE SINGULAR SENTENCES WITH BE

SUBJECT	BE (NOT)	A NOUN
<i>This</i>	<i>is not</i>	<i>a book.</i>
<i>That</i>	<i>'s not</i>	<i>a shoe.</i>
<i>It</i>	<i>isn't</i>	<i>a thing.</i>

## NEGATIVE SINGULAR SHORT FORM WITH BE

*is not* = *isn't*


**1-E** Circle the letters of all the possible words for the line in this sentence.




\_\_\_\_\_ a rabbit.

- |                       |                |               |              |
|-----------------------|----------------|---------------|--------------|
| a. This not           | d. This isn't  | g. That's not | j. It isn't  |
| b. Is not             | e. That no     | h. That isn't | k. It not be |
| <b>c.</b> This is not | f. That not is | i. It's not   | l. It is not |


**1-F** Write these words on the lines: *This, That, That's, It, It's, is, isn't, not.* Choose the best words.



1. That isn't Magid the Magician.




2. \_\_\_\_\_ a rabbit or a cat.




3. \_\_\_\_\_ a clock or a shoe!




4. \_\_\_\_\_ a good book.



5. \_\_\_\_\_ a pencil. \_\_\_\_\_ a pen.



6. Hey! \_\_\_\_\_ a pencil. \_\_\_\_\_ a pen.


















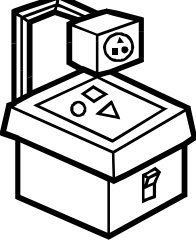




7. \_\_\_\_\_ a cat. \_\_\_\_\_ a rabbit.  
8. \_\_\_\_\_ a good show. \_\_\_\_\_ a bad show.

**1-G** VOCABULARY: THINGS. Here are words for things. Make sentences with *be* for the pictures on the next page. Use *this, that, and it* in affirmative and negative sentences.

a book	a chalkboard	an eraser	an overhead projector
a bookmark	a clipboard	a file cabinet	a pencil
a briefcase	a clock	a globe	a pencil sharpener
a calculator	a computer	a notebook	a stapler
a cassette tape	a desk	a pen	a wastebasket (trash)




	A	B	C	D	E
1					
2					
3					
4					

**\*1-G** You can tell a number and a letter. Who can name the thing?

**\*\*1-G**

You can tell about a thing. Who can name it? Who can tell the number and letter?



**\*\*1-H** Show or point to a thing. Make a sentence with this.

The next person tells about the first thing. That person makes a new sentence about another thing.


The next person names the first and second things. That person makes a new sentence about a third thing.

Continue in this way. Correct mistakes in grammar and vocabulary.

THIS IS A WATCH—NOT A CLOCK.




THAT ISN'T A CLOCK. IT'S A WATCH. AND THIS IS A HAT.



THAT'S A CLOCK. THAT'S A HAT. AND THIS IS A PENCIL.

BUT THIS ISN'T A CLOCK. IT'S A WATCH. THAT'S A HAT. AND THAT'S A PEN. IT'S NOT A PENCIL. AND . . .



**\*\*\*1-H** Name the singular things in the pictures. Use this, that, or it with be in affirmative and negative sentences. Tell the things in your classroom too.



ON THE DESK—THAT'S A VASE WITH FLOWERS, RIGHT?



YES, IT'S A VASE. IT'S NOT A POT OR A JAR.